

www.ncescatalog.com



Learn more about the Glucose Wands by scanning the QR Code.

logo

www.soulfirehealth.app

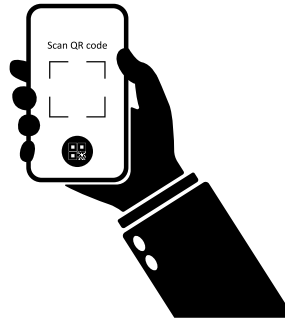
How to Use Glucose Wands?

Need assistance or interested in learning more? Let us know!

info@soulfirehealth.app

1. Open the camera on a mobile device.
2. Hover the QR code in the middle of the camera screen.

3. Wait for it to detect it, then click the link that appears on the screen!



www.ncescatalog.com



Learn more about the Glucose Wands by scanning the QR Code.

logo

www.soulfirehealth.app

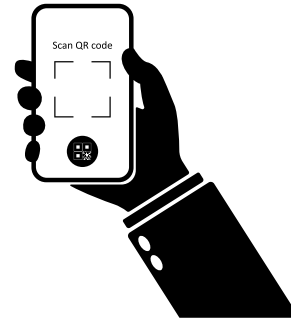
How to Use Glucose Wands?

Need assistance or interested in learning more? Let us know!

info@soulfirehealth.app

1. Open the camera on a mobile device.
2. Hover the QR code in the middle of the camera screen.

3. Wait for it to detect it, then click the link that appears on the screen!



www.ncescatalog.com



Learn more about the Glucose Wands by scanning the QR Code.

logo

www.soulfirehealth.app

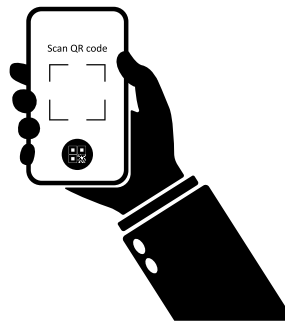
How to Use Glucose Wands?

Need assistance or interested in learning more? Let us know!

info@soulfirehealth.app

1. Open the camera on a mobile device.
2. Hover the QR code in the middle of the camera screen.

3. Wait for it to detect it, then click the link that appears on the screen!



www.ncescatalog.com



Learn more about the Glucose Wands by scanning the QR Code.

logo

www.soulfirehealth.app

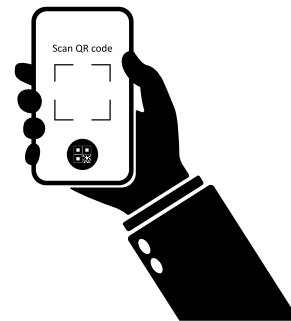
How to Use Glucose Wands?

Need assistance or interested in learning more? Let us know!

info@soulfirehealth.app

1. Open the camera on a mobile device.
2. Hover the QR code in the middle of the camera screen.

3. Wait for it to detect it, then click the link that appears on the screen!





Scan the QR Code:

- Learn more about the Glucose Wands.
- Discover additional support & education materials.

Written by a *SoulFIRE Health* Registered Dietitian.

logo

How to Use Glucose Wands?

1. Open the camera on a mobile device.
2. Hover the QR code in the middle of the camera screen.
3. Wait for it to detect it, then click the link that appears on the screen!



Need assistance or interested in learning more? Let us know!

info@soulfirehealth.app



Scan the QR Code:

- Learn more about the Glucose Wands.
- Discover additional support & education materials.

Written by a *SoulFIRE Health* Registered Dietitian.

logo

How to Use Glucose Wands?

1. Open the camera on a mobile device.
2. Hover the QR code in the middle of the camera screen.
3. Wait for it to detect it, then click the link that appears on the screen!



Need assistance or interested in learning more? Let us know!

info@soulfirehealth.app



Scan the QR Code:

- Learn more about the Glucose Wands.
- Discover additional support & education materials.

Written by a *SoulFIRE Health* Registered Dietitian.

logo

How to Use Glucose Wands?

1. Open the camera on a mobile device.
2. Hover the QR code in the middle of the camera screen.
3. Wait for it to detect it, then click the link that appears on the screen!



Need assistance or interested in learning more? Let us know!

info@soulfirehealth.app



Scan the QR Code:

- Learn more about the Glucose Wands.
- Discover additional support & education materials.

Written by a *SoulFIRE Health* Registered Dietitian.

logo

How to Use Glucose Wands?

1. Open the camera on a mobile device.
2. Hover the QR code in the middle of the camera screen.
3. Wait for it to detect it, then click the link that appears on the screen!



Need assistance or interested in learning more? Let us know!

info@soulfirehealth.app



Learn more about
the Glucose Wands
by scanning the
QR Code.

logo

How to Use Glucose Wands?

Need assistance or interested in
learning more? Let us know!

info@soulfirehealth.app

1. Open the camera on
a mobile device.
2. Hover the QR code in
the middle of the
camera screen.
3. Wait for it
to detect it,
then click
the link that
appears on
the screen!

